

2021

2020 12

11

"

" " "

"

" " "



1



7

14		2021

15

2

1

361,980.63

92.79%

2

2.65% 45.42% 8.28%

43.65%

3

4

1-2

2-3

5

1

155,995.37

2

5,722.44

3

18.51%

4

-6,997.81 2021 31,524.57

5

37.62% 190,498.52

6

70.37%

7

2019 10 28

GR201931001381

15%

2020 12 2

GR202032004889

15%

2020 12 2

GR202032007882

15%

1

2

3

"

"

"

"

2021

2021

2021

2021

14,204.24

2020

7.96%

3.64%

2020

4.82%

1.18

1

2021 12 31


1		1,702.50		'		

,

2

3,014.76

'



MAS

NMP

NMP

NMP

8

794.57

						2	3	4
12		53.27						
13		52.23						
14		146.64						

16		168.98			0.3-1.0%	0.3-1.0%
17		655.05				
18		872.99		360	360	
19		842.93				
20		592.86				

21		1,075.44				
22	PDH	248.12				
23		336.40				

--	--	--	--	--	--	--

2

2021

	11	4	79	14
	34	35	163	107
	-	-	-	-
	-	-	18	18
	-	-	-	-
	45	39	260	139

2021 2498

A 50,666,667 18.16

92,010.67 6,339.36

85,671.31

2021 9 1 [2021]

XYZH/2021SHAA20272

2021 12 31 46,640.24

9,240.00

7,400.00 30,000.00

0.24

2021 12 31 150.60

39,181.67


2021 12 31

		2021	12	31
	455981945827			3,005.22
	56567012010090058484			3,006.09
	8110201012701357246			10,062.49
	03004660918			4,005.29
	216300100100308289			1,000.92
	70120122000420849			3,002.75
	10567000000411853			3,002.75
	2900000010120100770659			5,005.35
	97020078801700003930			5,330.83


2021 12 31

(本页无正文,为《安信证券股份有限公司关于上海卓然工程技术股份有限公司2021年度持续督导跟踪报告》之签章页)

保荐代表人签字:



许杲杲



郭青岳



安信证券股份有限公司

2022年5月9日